

PUCK  TM Built to Lead.



PRODUCT LINEUP



BUILT TO LEAD.



***For more than 45 years,
Puck has led the way.***

45 YEARS
OF INNOVATION
1979-2024
PUCK

From our quality-built dragline systems to our leading-edge LightSpeed™ control software, meeting the needs of our customers has always required going above and beyond what they need today; it means looking ahead to see what will serve them best in the days, months and years to come. It's this vision for the future that fuels the Puck Enterprises' spirit of innovation and drives us to create the equipment and technology that defines the standards of tomorrow.



Diversified Efficiency.

We're in the results business. Which is why our products and liquid transfer systems are being put to work in a variety of industries. Because regardless of the application, Puck performs.

**FASTER
RELOCATION
WITH LARGER
HOSE CARTS**



**POWERFUL
DUAL-PURPOSE
COMPACT PUMPING**

"We don't just build it,
we use it...we live it."

JEREMY PUCK
PRESIDENT AND CEO



HIGHER FLOW. GREATER EFFICIENCY.

Move more gallons of liquid per gallon of diesel consumed.

Maximizing your gallons per minute requires lead pumps and booster pumps that can get the liquid from the manure source with a high flow rate and maintain the desired flowrate throughout the entire system. Puck Pump Units feature a direct-drive pump configuration for maximum pumping efficiency. Our Warthog pumps feature an additional hydraulic connector set and hydrostat to run Lagoon Feeders for increased versatility in your system.

The compact design of Puck Pumps features rear mounted pipework and a short chassis, allowing you to precisely place your booster where it needs to be in the line. Electric over hydraulic controls allow you to run gates and downriggers without running the engine to save time, as well as reducing wear and tear on the engine.

Available in multiple configurations and equipped with our LightSpeed™ control system, Puck Booster or Lead pumps help you to maximize your gallons per minute.

WARTHOG FEATURES ▶

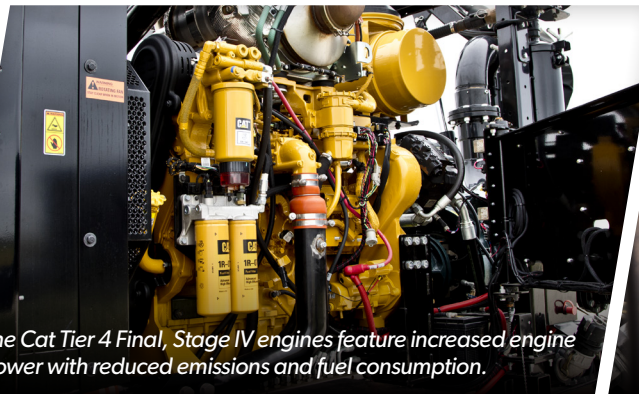
- ✓ Up to 4,500+ GPM
pump capacity based on
pump configuration
- ✓ Compact design
- ✓ LightSpeed™ control panel
- ✓ LightSpeed™ ready
- ✓ Operates the Lagoon Feeder
- ✓ Works as a Booster Pump
- ✓ Allows for extra distance



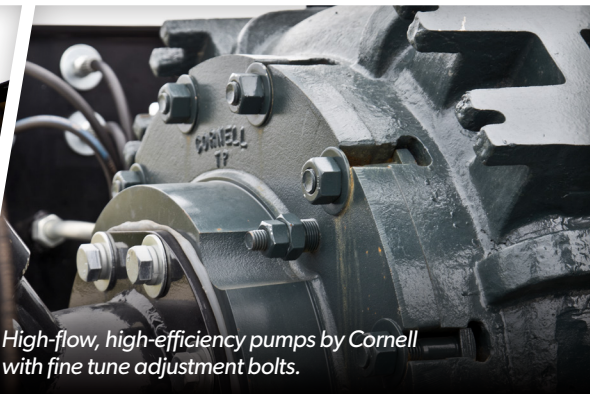
7582 Warthog



LightSpeed™ is always watching the pump (without internet) making it a great safety feature for any situation.



The Cat Tier 4 Final, Stage IV engines feature increased engine power with reduced emissions and fuel consumption.



High-flow, high-efficiency pumps by Cornell with fine tune adjustment bolts.

LF1367S Lagoon Feeder



LAGOON FEEDER FEATURES

- ✓ Hydrostat system transmits more horsepower to the feeder pump for even more fuel savings
- ✓ Pairs with Lead Pumps set up for force feeding
- ✓ LightSpeed™ controls

5770 Pump Trailer



BOOSTER FEATURES

- ✓ Quick set changes: pig the line from the bypass
- ✓ High-flow, high-efficiency pumps
- ✓ Finish with full bypass operation from LightSpeed™
- ✓ More gallons pumped per gallon of diesel fuel consumed
- ✓ Increased safety, decreased time on tractors/pump units

LEAD PUMP TRAILERS

HIGH FLOWS ...UNCOMPROMISED

Reduce startup time and overcome self-priming limitations with Force Feed lead pumps.

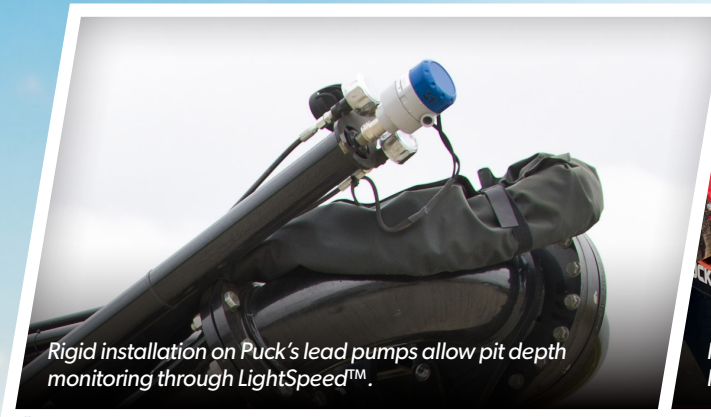
We know that in your liquid manure transfer business, time is money. Time spent setting up or tearing down a job should be kept to a minimum. Puck Lead Pump trailers easily set up in minutes and deliver a safe, efficient solution for liquid manure and slurry pumping. Our energy-saving submersible feeder pumps deliver flow rates over 3,500 gallons per minute without sacrificing power. Pair this raw pumping power with LightSpeed™ controls to constantly monitor your pumps for peak performance.



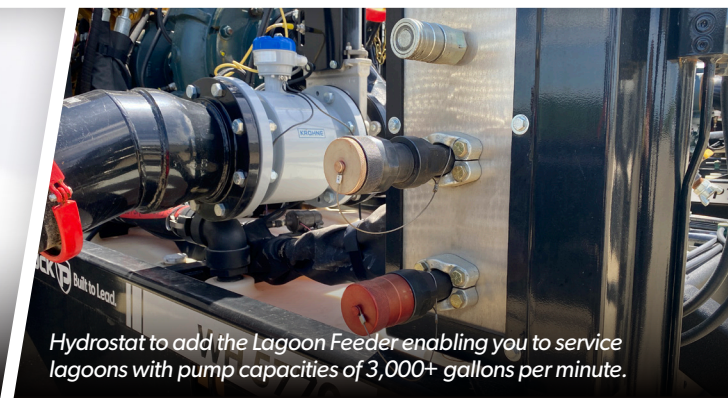
5770 Force Feed Tandem

FORCE FEED TANDEM FEATURES ►

- ✓ Service pits up to 18' deep
- ✓ 3,700+ GPM pump capacity
- ✓ LightSpeed™ ready
- ✓ Cat 13B 577 HP engine standard
- ✓ 45' boom arm
- ✓ Remote controlled hydraulic boom



Rigid installation on Puck's lead pumps allow pit depth monitoring through LightSpeed™.



Hydrostat to add the Lagoon Feeder enabling you to service lagoons with pump capacities of 3,000+ gallons per minute.

4570 Force Feed



FORCE FEED FEATURES

- ✓ Service pits up to 13' deep
- ✓ 3,500+ GPM pump capacity
- ✓ LightSpeed™ control panel
- ✓ LightSpeed™ ready - read pit level from the truck or tractor
- ✓ Add the Lagoon Feeder to service lagoons with pump capacities of 4,500+ GPM
- ✓ Remote controlled hydraulic boom

5770 Boom Truck



BOOM TRUCK FEATURES

- ✓ 70' reach with 180° clockwise and counterclockwise boom rotation
- ✓ 577 HP with 275 -300 gallon fuel capacity
- ✓ Shorter wheelbase and truck length with compact rear-mounted boom
- ✓ Centralized control center with fast setup times
- ✓ True 8" ID steel FDS with minimal flow obstructions
- ✓ Large outrigger footprint for improved stability

HOSE CARTS & MOVERS

FIELD-TESTED. FIELD TOUGH.

Premium hose carts that deliver results.

The lifeline of any manure application operation is the hose line. Any damage to the hose line could become very costly. To that end, Puck Hose Carts and Hose Movers are designed to extend the life of your lay-flat hose. Puck Hose Movers allow gentle relocation of lay-flat hose, allowing you to run larger sets and layout more hose to increase your efficiency.

Puck Hose Carts feature simple in-cab operation saving time when deploying or retrieving hose, allowing your crew to cover more territory in a day's work. The smooth edges of our patented signature domed reel ends protect hose integrity while also preventing rolling, kinking, or twisting of the hose. Puck's patented Arch Guard ensures the hose won't fall off the reel or spill over. Puck Hose Carts also feature large, heavy duty flotation tires and unmatched ground clearance to help you navigate any terrain.

TURN TABLE REEL FEATURES ►

- ✓ Two-way hydraulic roll – power on/power off
- ✓ Hydraulically-articulated tongue to wind hose side to side
- ✓ Leaf spring suspension
- ✓ Arch Guard to keep hose on reel
- ✓ Full control from inside truck or tractor cab; one person operation
- ✓ No level wind to cause hose or coupler damage
- ✓ Air and/or hydraulic brake option
- ✓ Easy to lay out and leave slack to maneuver around obstacles
- ✓ Inching valve for feeding hose behind cart
- ✓ 710 radial tires
- ✓ Up to 120° (TTR 20) and 140° (TTR 30) turning capabilities
- ✓ Tandem axle for weight limits (TTR 15 and TTR 20)



Turn Table Reel 20



Hose Reel 4

Hose Cart 16

HOSE REEL FEATURES

- ✓ Two-way hydraulic roll – power on/power off
- ✓ Hydraulically-articulated tongue to wind hose side to side
- ✓ Leaf spring suspension
- ✓ Arch Guard to keep hose on reel
- ✓ Full control from inside truck or tractor cab; one person operation
- ✓ No level wind to cause hose or coupler damage
- ✓ Easy to lay out and leave slack to maneuver around obstacles
- ✓ Inching valve for feeding hose behind cart
- ✓ 425 or 710 tires
- ✓ 3PT mount also available with HR 4

HOSE MOVER FEATURES ▼

- ✓ Cover up to 4 times the area without shutting down
- ✓ Works like an extra set of drags and minimizes strain on your hose
- ✓ Move hose over terraces or tile inlets and smooth out pinches in the hose



Hose Mover

MAIN LINE & DRAG HOSE

FLUID DELIVERY. SOLID PERFORMANCE.

Hoses to maximize every part of your operation.

With the acquisition of BullDog Hose Company, we bring our reputation for performance and quality to mainline and drag hoses. Having been redeveloped to exceed industry standards and outperform the competition, BullDog agricultural hose is more than durable enough for any liquid manure application operation. Available in a variety of sizes and styles, BullDog hoses are manufactured completely in the USA and provide unmatched performance to keep things flowing smoothly.



The tough thermoplastic polyurethane outer covers of our Mainline and Drag Hose provides high flexibility and kink resistance to easily follow natural ground contours without putting stress on the line.





MAINLINE & X24 DRAG HOSE FEATURES ►

- ✓ **Polyurethane Mainline**
Smooth outer coating, abrasion and UV resistant. Available in: 10", 8", 7 ¼" or 6" PU HD (256, 203, 184, 152mm)
- ✓ **Polyurethane Drags**
Smooth outer coating to ensure easier movement through environment. Available in: 7 ¼", 6", 5 ½" or 5" Drags (184, 150, 140, 125mm)
- ✓ **Hoses and Fittings**
Puck carries a full inventory of hose, fittings, menders and accessories

X24 Drag Hose



Mainline



AGITATION TRAILERS

SUCCESSFUL, QUALITY AGITATION.

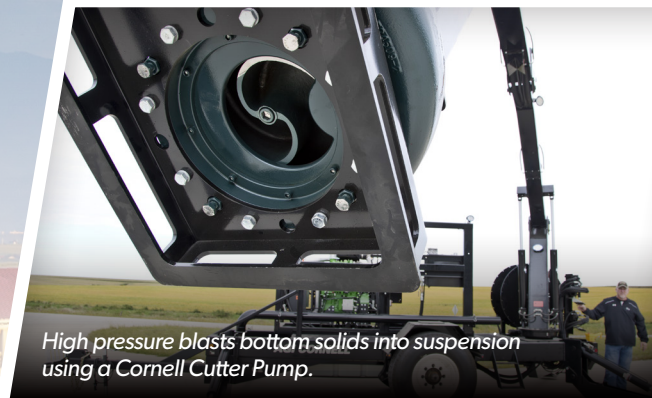
Consistently bring solids into suspension for removal, mix and delivery.

Effective manure agitation is key to regaining lagoon capacity as well as providing a consistent nutrient value to the crop ground. Puck Agitation Trailers feature designs that help overcome hurdles associated with deep pits and other hard to reach areas of the lagoon. Hydrostatic controls make Puck Agitation Trailers a highly efficient solution for your agitation operations, allowing you to empty your liquid storage and maximize your profits.



AGI CORNELL FEATURES

- ✓ Fits pits up to 13'
- ✓ High pressure blasts bottom solids into suspension
- ✓ Fast to transport, no tractor required
- ✓ Multiple pump options
- ✓ Accessibility: easy to set-up, easy to move around or reach under the eave
- ✓ Top load-out port: force-feed, transfer or fill wagons
- ✓ Two independently gated nozzles rotate 180°
- ✓ Hydrostat system transmits more horsepower to the feeder pump for lower fuel requirements



High pressure blasts bottom solids into suspension using a Cornell Cutter Pump.



Easily maneuvered and leveled around barns.



Independently gated nozzles rotate 180°.



10 STX

10 STX FEATURES

- ✓ Compact design
- ✓ Easy priming
- ✓ LightSpeed™ ready
- ✓ Built-in pig shooter
- ✓ Fuel efficient

FF 3009 T FEATURES ▶

- ✓ Cat C7.1 L engine
- ✓ LightSpeed™ ready
- ✓ 22 ½' vertical reach below ground level and 44' horizontal reach



3009 Force Feed Tandem

TOOLBARS & SWING PIPE

EFFICIENT MANURE APPLICATION STARTS HERE!

Increased width for increased flow.


We build a wide range of application tools to fit your unique operation. From smaller 3-point mounted units to our renowned 4WD drive-mounted arm, we have you covered with toolbars from 16'-55' wide. We also offer a variety of injection tools to help meet a broad range of manure application rates. From the Torsion Flex injector – designed to apply up to 8,500 gallons per acre with a rolling coulter to the Dietrich 70 Series injector that can get you up to 20,000 gallons per acre, we'll help you choose the right tool for your soil types and application rates.



4WD Torsion Flex Toolbar

4WD MOUNTED TOOLBAR ► & SWING PIPE FEATURES

- ✓ Good visibility during application
- ✓ Easy to maneuver, faster turn arounds
- ✓ Easy tool changes
- ✓ Various bar types and widths
- ✓ Transfers all the weight and pull onto the tractor, allowing you to operate in nearly any field condition
- ✓ Equipped with KROHNE Flow Meter for LightSpeed™ monitoring and analytic reporting
- ✓ Swingarm operates independently of the toolbar, putting less stress on the toolbar and tractor during turn-arounds



4WD Swingarm



Puck Manifolds deliver an even flow of nutrients to each row unit for consistent, even field application.



Minimal-tillage tools build soil structure and maintain local water quality by minimizing run-off.



Puck Swing Pipe for better flow, longer life and less maintenance.

3PT Dietrich 70 Series Toolbar

3PT TOOLBAR FEATURES ►

- ✓ Complete applicator for easy setup on a 3-point hitch
- ✓ Row spacing as narrow as 24"
- ✓ Equipped with KROHNE Flow Meter
- ✓ 6" to 8" piping for bigger flows
- ✓ Hydraulic dampening cylinder on swingarm
- ✓ 360° swivel on hose hookup
- ✓ Longer life and less maintenance with slew bearing design on swingarm





CONTROL PERFECTED.

MONITOR
CURRENT
PIT DEPTH

REMOTE START
FROM THE FIELD

SIDE-BY-SIDE
VERIFICATION
OF FLOW/PRESSURE
FROM EACH UNIT

Real-Time Pump Control!

Our groundbreaking LightSpeed™ operating platform offers unmatched pump control technology for your operation. Whether you are working in manure application or other fluid delivery industries, LightSpeed™ brings you automated pump control with in-depth monitoring and diagnostics — with instant pump response. LightSpeed™ is accessible from any device via an internet connection, giving you real-time control of your assets from anywhere in the world at any time.

COMPLETE CONTROL, AT YOUR FINGERTIPS.

Industry-leading technology

Take control of your entire operation with the help of LightSpeed™, an on-board monitoring and control system designed by Puck. LightSpeed™ can monitor every pump on the line and automatically respond to changes within the system. LightSpeed™ refreshes at such a frequent rate, the control system can detect sudden changes — like a line rupture — and adjust the entire system faster than a human can visually detect the rupture event. LightSpeed™ can also help with advanced system diagnostics and pump performance, ensuring your system is always running at peak safety and efficiency. Operators can monitor multiple pumps from a single screen with near-instant control from any connected, web-enabled device.

WEB PLATFORM FEATURES ►

- ✓ Near-instant pump control, accessible anywhere from nearly any device
- ✓ 99% uptime guarantee
- ✓ Now with improved, user-friendly navigation
- ✓ Full site-mapping and detailed pump diagnostics
- ✓ Most robust wireless pump control on the market





Accuracy counts, especially when you're being paid by the gallon. Puck assembles all systems with a KROHNE flow meter on the lead pump and another on the applicator tractor.



Intuitive and easy-to-use controls.



HARDWARE FEATURES ►

- ✓ Standard equipped on all Puck Pump Units
- ✓ Touch-screen interface is intuitive and easy to use
- ✓ Offers advanced diagnostics and pump information
- ✓ Automatically responds to line breaks
- ✓ Works without internet or web platform
- ✓ Displays engine alerts on all screens and keeps a record of warnings
- ✓ Adds safety and improves pump performance



WE'VE GOT YOUR BACK.

From our parts department to our pump school and training videos, we're here to support you!



PUCK PARTS DEPARTMENT

Whether you're in the field or in the shop, having the right part for the job is crucial to keeping things running smooth. Most parts are only one day away.



PUCK PUMP SCHOOL

Puck Enterprises is committed to offering customers the knowledge and equipment to maximize their profit potential. Our goal is to share what we have learned over the past 45 years as applicators, gain insight into your operation and find new executions for improved efficiency. Pump School provides the opportunity to discuss how to better use the tools that we already possess and create more efficient tools for the future.

Visit us at **Puck.com/pump-school** to learn more!



Follow us on social media.    



LOCATIONS

MANNING

1110 100th St
Manning, IA
712.655.9200

DUBUQUE

10166 Hartbecke Rd
Suite B · Farley, IA
712.655.9203

WORTHING

47086 Pioneer St
Worthing, SD
712.655.9202

AURORA

3626 State Route 90
Aurora, NY
712.655.9206

ANGIER

*BullDog Hose
Company*
141 Junny Rd
Angier, NC
712.655.9201

DOTHAN

U.S. Coupling
1134 North Range St
Dothan, AL
888.447.6441

INTERNATIONAL

Vukovarska 229 C
31000 Osijek · Croatia
+ 385 31 659 229

PROUDLY AMERICAN MADE

In the land of the free Puck is built to lead. Our products are proudly hand-crafted in the heart of this great country—in the very town our company was founded over 45 years ago. We utilize only the best materials from the ground up to keep your operation running strong year after year.



PUCK  **Built to Lead.**

PUCK ENTERPRISES 1110 100th Street Manning, Iowa 51455 712.655.9200 puck.com